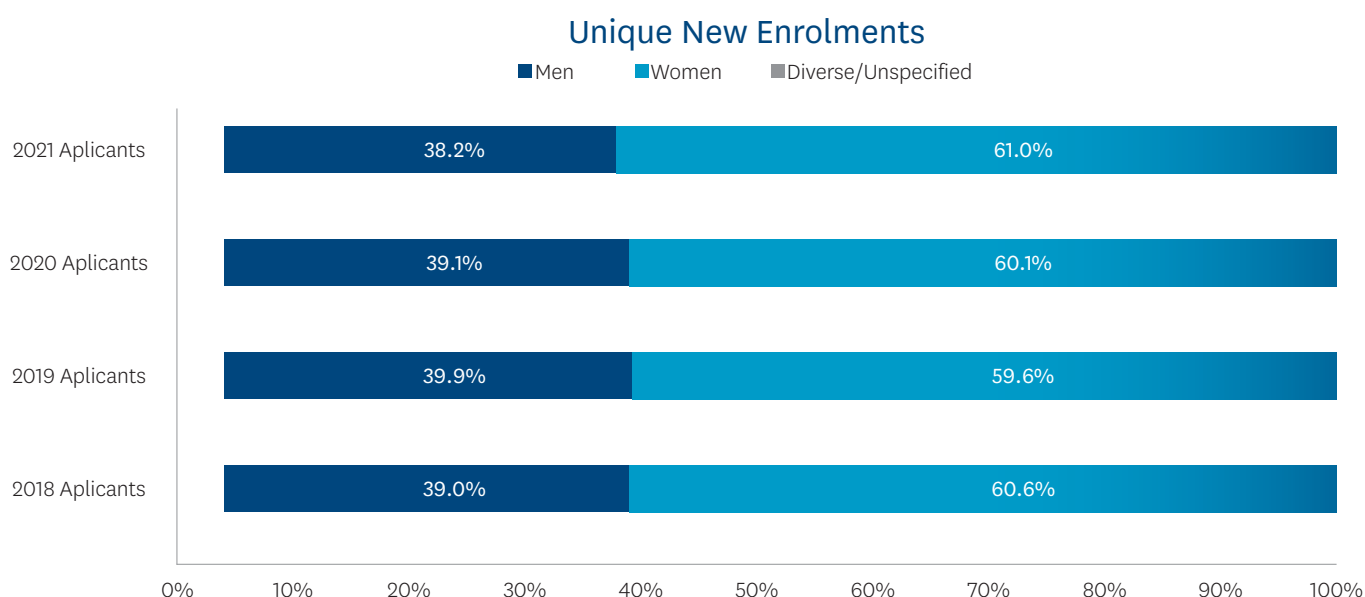
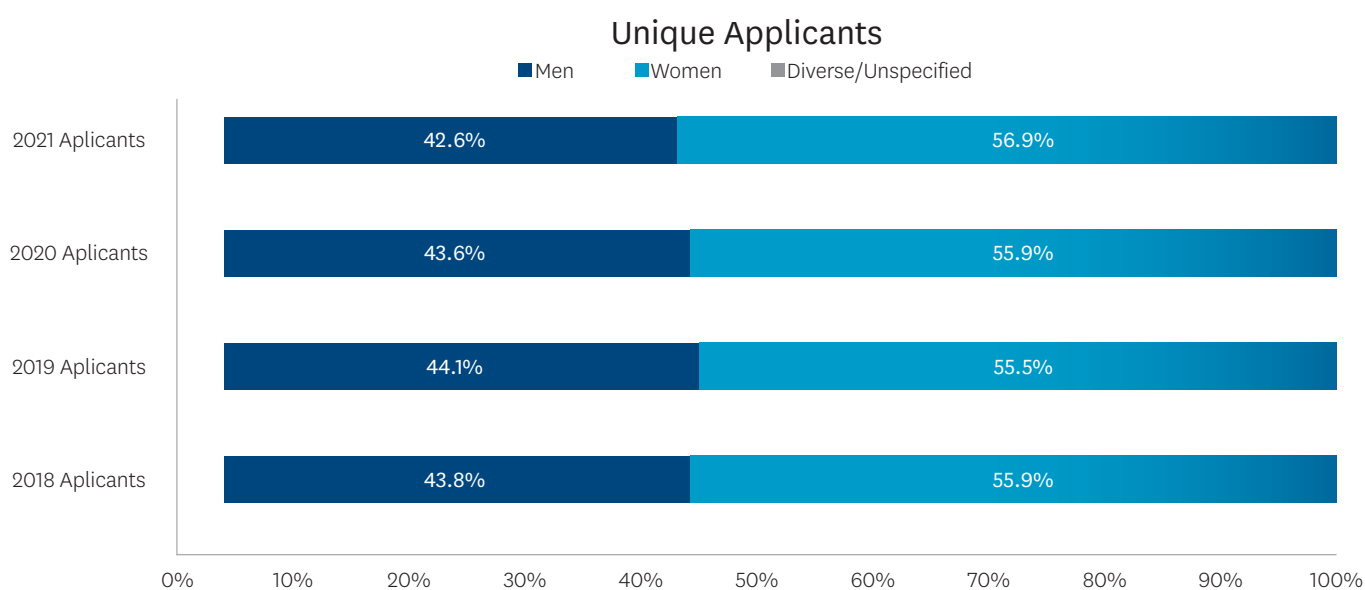


Participation by Women

At the University of Auckland

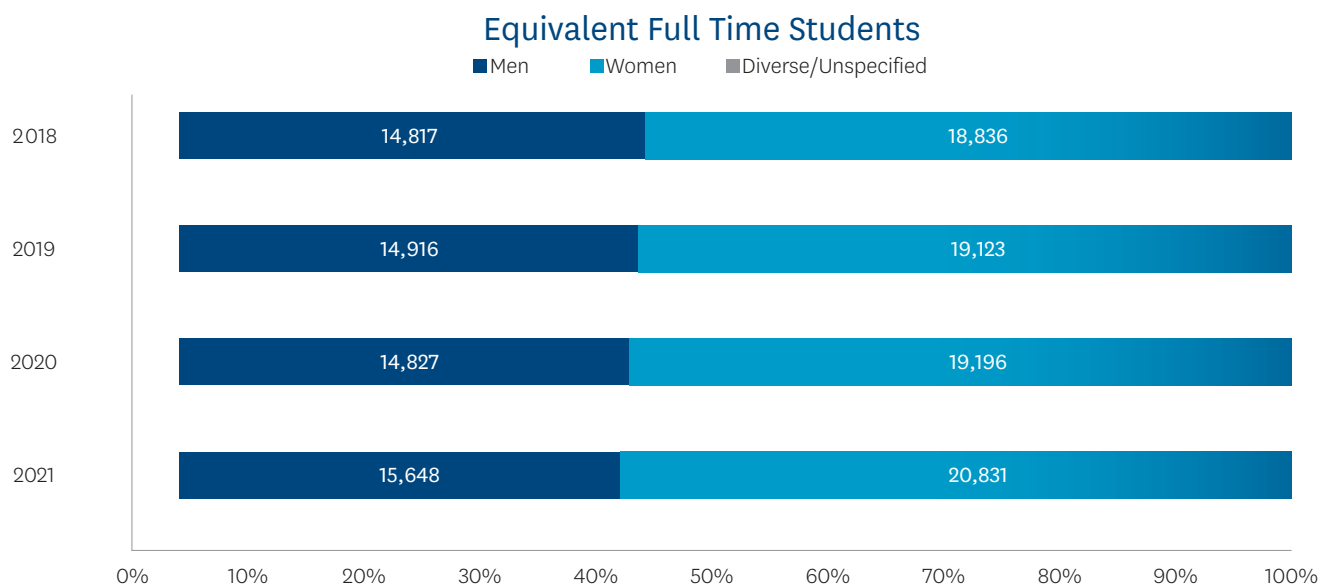


Application to Enrolment




- Women have been the majority of both applications and enrolments for each year in the 2018 – 2021 period.
- Applications by women also have a higher conversion rate, which is measured by the number of unique applicants that progress to unique enrolled students.

Enrolments¹



- Women represented a fairly consistent 55 – 57% of the equivalent full-time students at the University of Auckland in the 2018 – 2021 period.
- Across this period, enrolment by women was lowest in the Faculty of Engineering (26%), and highest in the Faculty of Education and Social Work (78%).
- The faculty with the most even distribution was the Faculty of Business and Economics, where there were a total of 11,337 EFTS from women and 11,384 male EFTS over the 2018 – 2021 period.

Qualification Completions (Graduations²)



- Most completed qualifications in the 2018 to 2021 period have been awarded to women (around 60% in each year).
- Women are particularly active in the non-doctoral postgraduate space, where they represent 65 – 67% of the completions over this period.

¹Enrolments managed by the Auckland Bioengineering Institute and the Liggins Institute are excluded.

²The reporting here is the number of successfully completed programmes (degrees, diplomas, certificates), based on the year in which the qualification was completed, which is not necessarily the year in which the graduation ceremony was held.